

Guide to ordering your light tracks for the Las Vegas Antique Jewelry & Watch Show

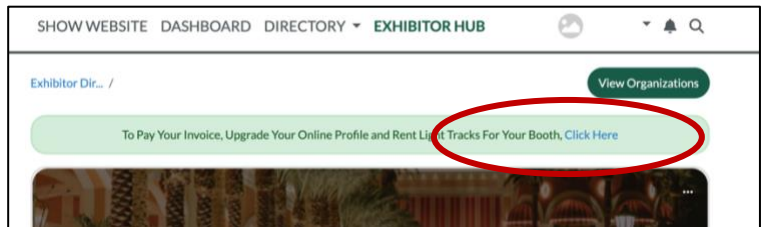
1. Login to your Exhibitor Console: <https://lvajws2024.smallworldlabs.com/home>

* If this is your first time logging into the LVAJWS 2024 Exhibitor hub, you will need to first click 'forgot password,' and then set a password for your account via the password reset link sent to your email on file.

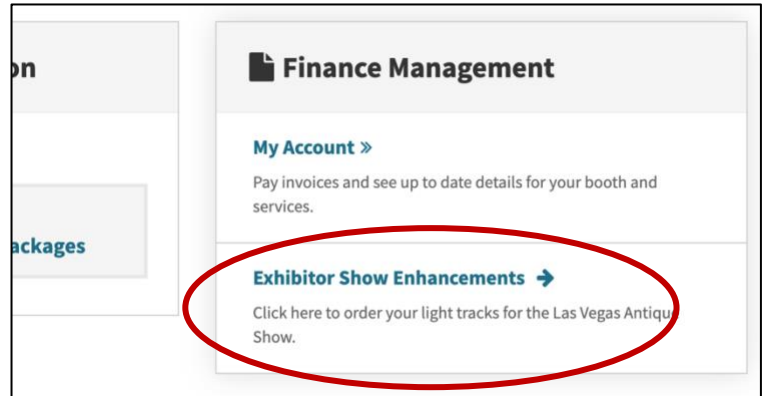
2. On the horizontal menu, click 'EXHIBITOR HUB'



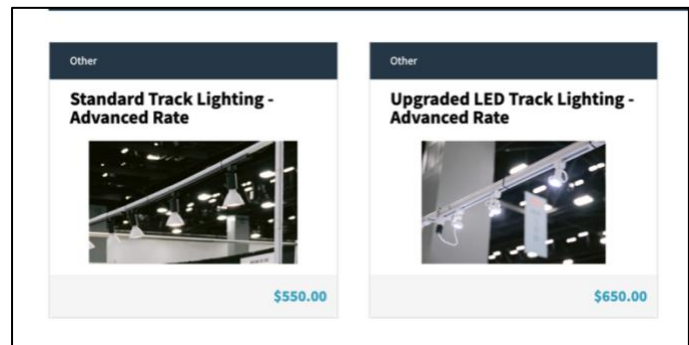
3. Click into the Green Bar at the top of the page



4. Click into Exhibitor Show Enhancements



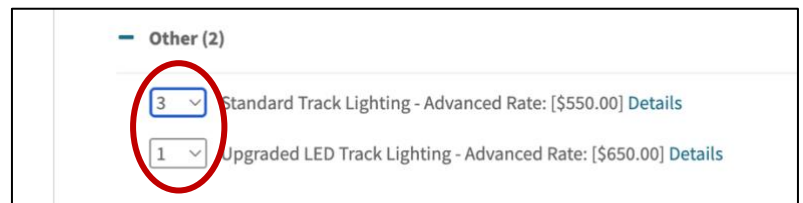
5. Select a Light Track You Would Like to Order
Standard (Yellow) or LED (White)



6. Click 'Purchase's
This does not finalize your purchase.
You can additional tracks in the following step

7. Quantity of Tracks

Select the quantity of tracks you would like to order
You can order Standard and Upgraded



8. Payment: Scroll down and enter your Payment Information
Credit Card payments will include an additional processing Fee

9. Open Terms and Conditions by clicking
“Click Here” then check the box to continue.

10. Select ‘Submit’

Avoid accidentally placing your order twice!!

Click submit only ONCE, and WAIT for at least 15 seconds for the order to process.

***** To complete your order, you MUST submit your light track placement diagram to show management. *****

- If you ordered a mix of Standard (Yellow) and Undragged (White) bulbs, please indicate which tracks are which color.
- You can download the diagram at:
<https://lasvegasantiquejewelryandwatchshow.com/wp-content/uploads/2024/02/LVAJWS-Light-Diagram-1.pdf>
- Then email your diagram to show management at:
Operations@USAntiqueShows.com