

# Security Information

LVAJWS Show Management makes every effort to protect exhibitors' merchandise and displays. Show Management will provide perimeter guard service on a 24-hour basis to include move-in, show days, and move-out. While Show Management will implement security measures to safeguard your property, neither Show Management, The Wynn Las Vegas, agents nor employees assumes any responsibility for such property, loss, or theft.

**Exhibitors are solely responsible for the care, custody, and control of their own exhibit space and material. Exhibitors should carry insurance for covering loss or damage to their exhibit material.**

Small electronic equipment such as video players, monitors, jewelry, small electronics, etc., should never be left unattended. In cases where valuable equipment may not be removed to storage daily, the services of a private booth guard are available.

**When shipping your equipment, do not list contents on the outside of crates or cartons.**

Do not ship computers, monitors, tablets, or other electronic equipment in the manufacturer's cartons. Place these cartons inside larger crates or have special packaging made, which does not indicate contents.

**One of the most important concerns of COUTURE is the security of the exhibit areas during set-up, show hours, non-show hours, and dismantling.**

Security is provided for the exhibit areas and vaults are in place for merchandise storage during non-show hours. However, security personnel can only function in a general capacity. The safekeeping of your exhibit material and merchandise can only be assured by you and your staff.

**The show security force cannot and should not be relied upon by exhibitors to provide more than a presence to inhibit theft.**

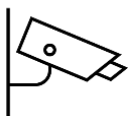
LVAJWS hereby gives formal notice that the show and its management, its agents and official vendors neither offer nor accept responsibility for exhibitors' property of any kind, unless it is placed in the care and custody of an official vendor as evidenced by a signed receipt of that official vendor. Prevent losses by making certain your personnel are security conscious!



TO ORDER PRIVATE SECURITY GUARDS [CLICK HERE](#)




TO ORDER A SAFE [CLICK HERE](#)



TO ORDER SECURITY CAMERAS [CLICK HERE](#)

## PROTECT YOUR MERCHANDISE DURING MOVE-IN & MOVE-OUT



**Personnel from your company should always be present at your exhibit space during the vulnerable move-in and move-out periods.**

Never leave your merchandise unattended. Freight doors throughout the building are open, various vendor staff are moving throughout exhibit areas with materials, and personnel are working in exhibit areas creating additional security risks. The show's security force is not responsible for individual displays. YOU are responsible for the protection of your own exhibit when your merchandise is being unpacked or repacked, as well as all other times during the show.

Do not leave your exhibit space during set-up or breakdown periods. It is during these vulnerable periods that most problems are encountered. At the close of the show, immediately remove all merchandise and be certain advance arrangements have been made for the dismantling, packing and removal of custom displays.

## ALWAYS BE AWARE OF SHOPLIFTING



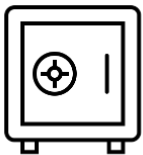
**The Primary Cause of Losses Is Shoplifting.**

If you are the victim of pilferage or observe someone shoplifting merchandise, immediately report it to the Security Headquarters Office by calling (702) 491-2733. The security supervisor will quickly respond and see to it that all necessary reports are completed.

**You Can Prevent Shoplifting:**

- Have enough people to properly staff your exhibit space during peak traffic times.
- Do not display too much merchandise at one time.
- Report any instances you think might pose a security problem to guards or show officials. Report people in exhibit areas without proper badges, no badge at all or anyone you may know to be registered improperly.
- Never show merchandise to anyone without a badge.
- Use our complimentary vaults overnight to securely store your merchandise. Do not drape off your booth after show close and leave all your merchandise out or under a sheet.

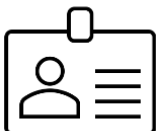
## UTILIZE SAFES, VAULTS, AND PRIVATE GUARD SERVICES



**Use the vault facilities at night for your merchandise. Do not leave any jewelry in your showcases overnight, unless you have private guard service.**

Exhibitors who require private guards must employ the [official security contractor](#). It is essential to overall security that the official contractor handles the employment of all guards. The use of unauthorized guards, armed or unarmed, is strictly prohibited. Exhibitors who do not comply will be in violation of their Agreement for Exhibit Space and will run the risk of being closed and removed from the show. Vault Hours Schedule is located on the following page.

## ID CHECK AT SHOW ENTRANCE



In order to create a safe and secure selling environment for the LVAJWS community, we will be checking all LVAJWS badges against government-issued ID for anyone entering the show at all times throughout our event, including on set-up days. Please be prepared to bring a physical copy of an ID with you whenever you enter the show floor.